



Scientific Tracks & Abstracts



World Congress on Complementary and Alternative Medicine

December 02-03, 2019 | Dubai, UAE

Medical cannabis: A practical primer

Mimi Vo

Society of Cannabis Clinicians, USA

The cannabis plant contains more than 100 different chemicals called cannabinoids. Each one has a different effect on the body. Delta-9-tetrahydrocannabinol (THC) and cannabidiol (CBD) are the main chemicals used in medicine. These plant cannabinoids are similar to endocannabinoids, chemicals the body makes that are involved in appetite, memory, movement, and pain. Medical cannabis is used in a number of different conditions, including appetite loss, inflammatory bowel disease, epilepsy, mental health conditions such as Post Traumatic Stress Disorder, Multiple Sclerosis related muscle spasms and chemotherapy-induced nausea and vomiting. This presentation will give basic information on cannabis, the human Endocannabinoid System, current available research data of medical cannabis, forms of therapy and dosing.

Biography

Mimi Vo graduated from the University of Missouri-Kansas City School of Medicine and has been a practicing physician for over 15 years. She is Board Certified in Internal Medicine and Obesity Medicine, as well as practicing Cannabinoid Medicine. She is the owner of a medical practice and recently awarded Most Influential Business Women of 2019 by the St. Louis Business Journal for her advocacy and education of patients and physicians. She has had over 30 speaking engagements in the past year alone. She is an Executive Board Member for the Missouri Medical Cannabis Trade Association, where she is Chair of the Healthcare and Education Training Committee. She is also a Board member of the Society of Cannabis Clinicians, founded 20 years ago to advance research and educate on Cannabis for medical use.

miminvo@gmail.com

World Congress on Complementary and Alternative Medicine

December 02-03, 2019 | Dubai, UAE

The diagnosis and therapy of degenerative knee-joint disease: Expert consensus from the Chinese pain medicine panel

LIU Yan-Qing

Beijing Tian Tan Hospital, Capital Medical University, China

At present, there are many constantly updated guidelines and consensus on the diagnosis and treatment of osteoarthritis both at home and abroad. The recommendations established using methods of evidence-based medicine has experienced strict research on controlling bias and promoting reproduction rate. As a result, the previous evidence was re-evaluated and a lot of changes were provoked in the diagnosis and treatment concept of osteoarthritis. However, several methods not recommended by foreign guidelines are still in use in the current clinical practice in China. On the one hand, Chinese experts have not reached extensive consensus on whether it is necessary to make changes according to foreign guidelines. On the other hand, almost all the current relevant guidelines are on osteoarthritis, but the lesions around knee joints which, as a whole, bear the largest weight in human body, cannot be ignored. For this purpose, Chinese Association for the Study of Pain (CASP) organized some leading experts to formulate this Chinese Pain Specialist Consensus on the Diagnosis and Treatment of Degenerative Knee Osteoarthritis (DKOA) in combination with the guidelines in foreign countries and the expert experience of clinical practice in China. The consensus that includes the definition, pathophysiology, epidemiology, clinical manifestation, diagnostic criteria and treatments is intended to be used by first-line doctors, including pain physicians, managing patients with DKOA.

Biography

LIU Yan-Qing is currently working in Beijing Tian Tan Hospital of Capital Medical University. His area of interest is alternative medicine and treatments methods.

lyqyty@126.com

World Congress on Complementary and Alternative Medicine

December 02-03, 2019 | Dubai, UAE

Module for undergraduate medical students, KSA: Complementary medicine and integrative health

Ahmed Tawfik EIOLemy

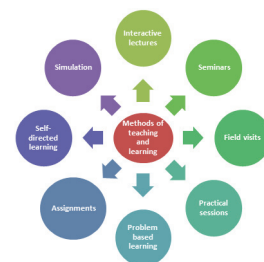
National Center for Complementary and Alternative Medicine, KSA

Background: Medical education has undergone major transformation along with the change in concept of health and disease.

Objective: Increasing awareness, improving knowledge and acquiring skills of complementary medicine and integrative health for undergraduate medical students.

Methods: Complementary medicine and integrative health module was introduced during the year 2016-2017, for fourth year medical students at Dar Al Uloom University, Riyadh, KSA. The Methods of teaching and learning include interactive lectures, seminars, practical sessions, assignments, field visits, simulation, learning by doing (hands on training), case studies, problem based learning and self-directed learning. Topics covered during the course include; Introduction and overview of Complementary and Alternative Medicine (CAM), Epidemiology of CAM practices, Characteristics and comparison of CAM vs. Conventional Medicine, Integrative Medicine, Research models in CAM, Evidence based CAM, Medical ethics of CAM, Frauds and misconceptions related to CAM practices and products, Health education and communication in CAM, Manipulative and body based practices, Biological-based practices, Mind-body medicine, Energy based therapies, Whole medical systems; Traditional Chinese Medicine (TCM), Unani, Arabic or Hakim Medicine, Prophetic Medicine and Local traditional CAM therapies (Hijamah as a model), Acupuncture, Herbal Medicine, Naturopathy, Nutrition and food supplements, Apitherapy and Homeopathy. Assessment of the module: The course comprises two types of assessments; continuous and final assessment. Continuous assessments take place throughout the course. They are mostly based on course work as follows; Seminar (10%), Assignments (10%), Field visit report (10%) and Mid-term exam (20%). A proportion of 50% were taken in the final assessment. A student who scored 60 or more deemed to have passed this course.

Conclusion: The feedback received was most supportive of the module and appreciative of the teachers, the information provided and skills gained and the way in which it was delivered.



Biography

Ahmed Tawfik EIOLemy, Prof. of Public Health and Community Medicine, Faculty of Medicine, Tanta University, Egypt. Head of Academic Affairs and Training Unit, National Center for Complementary and Alternative Medicine, Ministry of Health, Saudi Arabia. He has built this model after 30 years of experience in teaching, research, evaluation, and administration both in Tanta University hospitals, Egypt and education institutions and eleven years of experience in Complementary and Alternative medicine in NCCAM. He is visiting professor at AIMagmaah University, King Faisal University in Dammam, Dar Al Uloom University and Al-Imam Saud University in Riyadh. He is Developing training strategy in NCCAM. Advice on all issues related to CAM training and research and to coordinate cooperation with national and international institutes and organizations. He is planner of professional development and continuous medical education of complementary and alternative medicine, MOH, Saudi Arabia.

a_elolemy@yahoo.com

World Congress on Complementary and Alternative Medicine

December 02-03, 2019 | Dubai, UAE

Wound care with traditional, alternative and complementary medicine

Vasantha Kumar K R

AATHMA Wellness Centre, India

Wound care is one of the major concerns to medical professionals, because of its complexity. Wound care is a major healthcare expenditure, global medical, social & economic problem. Treatment of burns, surgical & diabetic lower limb ulcers & skin wounds are a major medical challenge with current conventional therapies. Search for the ideal method to heal the wounds are still continue as medical professionals are faced with several challenges. Due to the emergence of multi resistant organisms, wounds care professionals have to revisit the ancient healing methods by traditional and alternative medicine in wound management. People's perception towards alternative therapies has also changed and is very encouraging. The concept of moist wound healing has been well accepted and traditional, alternative medicine has also incorporated in this method to fasten the healing process. This recent scientific evidences and clinical trials conducted using traditional and alternative therapies in wound healing holds good promise in the future.



Biography

Vasantha Kumar K R Professor of Anaesthesiology & Pain Management, practising Anaesthesia & pain management since 27 years. He is an inventor of VAT therapy & through his holistic therapy he is treating, relieving & curing good number of patients of Cancer, Arthritis, Diabetes, PCOD, Parkinson, Alzheimer's, Multiple Sclerosis, Psoriasis, Diabetic wounds, Non healing Ulcers, Burns & Pain. He is a holistic healer & practising holistic & complimentary medicine since 7 years.

drvasanthakr@gmail.com

World Congress on Complementary and Alternative Medicine

December 02-03, 2019 | Dubai, UAE

Varthemia iphionoides: Medicinal plant with an anti-inflammatory property against prostate cancer *in vitro*

Alaa Abdulmuttalib Albakheit

Al-Balqa Applied University, Jordan

Statement of the Problem: *Varthemia iphionoides* is a therapeutic plant from Jordan that has various health benefit activities including antibacterial, antioxidant and anticancer properties. However, its anti-inflammatory properties have not been widely investigated. Inflammation has key role for the development of many chronic diseases, notably cancer. In Jordan, prostate cancer cases are increasing. Therefore, finding a medicinal plant easily available in nature with an anti-inflammatory property considered important for the development of low-cost plant-based medicine that is beneficial for cancers including prostate cancer. The purpose of this study is to explore the anti-inflammatory property of *V. iphionoides* in *in vitro* cell models of human non-cancerous fibroblast MRC-5 and prostate cancerous PC3 cells.



Figure 1: *Varthemia iphionoides*

Methodology: the anti-inflammatory effect was measured by the levels of interleukin-6 in MRC-5 and PC3 cells challenged with a pro-inflammatory stimulus, bacterial lipopolysaccharide.

Findings: there was a significant reduction in lipopolysaccharide-induced interleukin-6 secretion in response to *V. iphionoides* (125 µg/mL) in both MRC-5 and PC3 cells. However, the aqueous extract of the plant showed a stronger anti-inflammatory effect in MRC-5 cells, while the methanolic extract was more effective in PC3 cells. The reduction of interleukin-6 production in response to *V. iphionoides* was not due to its cytotoxicity, and further studies are required to clarify the mechanisms of the action by which this medicinal plant modifies inflammatory responses.

Conclusion: aqueous and methanolic extracts of *V. iphionoides* showed a potential protective property against pro-inflammatory stimuli in human fibroblasts and prostate cancer cells, and it is important to identify the extracts' phytochemical compounds responsible for this property.

Biography

Alaa Abdulmuttalib Albakheit is Assistant Professor in Nutrition at the Department of Nutrition and Food Processing at Al-Balqa Applied University in Jordan. She received her Bachelor's and Master degrees in Nutrition and Food Technology from University of Jordan in 2005 and 2007, respectively. She completed her PhD in Nutrition in 2014 from the University of East Anglia in UK. Her research interests focus on cancer and nutrients effects on human health. She is member of the Agricultural Engineers Association and hold a professional certificate in Nutrition from the Ministry of Health in Jordan.

alaa.al-bakheit@bau.edu.jo

World Congress on Complementary and Alternative Medicine

December 02-03, 2019 | Dubai, UAE

The efficacy of homoeopathic medicines in brain tumors

K P Nandakumar

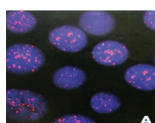
Amrita Homoeo Medical Center, India

The role and efficacy of Homeopathic medicines, on treatment of malignant tumors is largely unknown and unproven so far. Homeopathic therapy is mainly used for supportive cancer care only and some have advised for an integration of this therapy with conventional methods. Most patients indicated their problem had improved with Complementary and Alternative Medicine (CAM).

Protocol approach in brain tumor

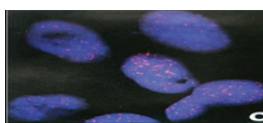
- Combination of two potentized medicines, are used in a meaningful way based on years of clinical observations. They are combined for special advantages in treatment, so that the aggravation due to the medicines can be checked, side effects of the medicines abated, quick and uneventful recovery can be ensured in a much shorter time.
- “Ruta 6 selectively induces cell death in Brain Cancer Cells but proliferation in normal Lymphocytes” - A novel treatment for Human Brain cancer” in the International Journal of Oncology in October 2003
- Along with the Professor of Cell Biology and Genetics, at the University of Texas MD Anderson Cancer Center, Houston, one paper has been published entitled “Ruta 6 selectively induces cell death in brain cancer cells but proliferation in normal peripheral blood lymphocytes: A novel treatment for human brain cancer” in the International Journal of Oncology in October 2003 where the method of treatment with Ruta6 and Calcarea Phosphorica 3x was followed with excellent results.

These slides show FISH (Fluorescent *in-situ* Hybridization) preparations of interphase cells from a human B-lymphoid cell line and brain cancer either untreated or treated with Ruta 6 + Ca₃(PO₄)₂ are stained with DAPI for DNA (blue), and telomeric DNA labeled with rhodamine (red). Figure 1 Shows FISH preparations of interphase cells from a human B-Lymphoid cell line and Brain Cancer either untreated or treated with Ruta 6 + Ca₃(Po₄)₂ are stained with DAPI for DNA (Blue) and telemeric DNA labelled with Rhodamine (red).



B-lymphoid control cells (A)

Figure 1



Untreated control (C)

Figure 2

Ruta-treated Large Nuclei from Ruta treated Cells show reduced Telomeric signals

- From these observations, it is evident that these medicines have the definite power to reduce and cure Intracranial SOL. It may be interesting to note that these claims with regard to the action of these medicines have been successfully vindicated *in vitro*. These slides show Metaphases from control and Ruta 6-treated human brain cancer cells showing mitotic catastrophe and Ruta-treated human brain cancer cells show significant difference in telomeric signals. Large nuclei from Ruta-treated cells show reduced telomeric signals. All microphotographs were taken at the same Signification. Both *in vivo* and *in vitro* results showed induction of survival-signaling pathways in normal lymphocytes and induction of death-signaling pathways in brain cancer cells. Cancer cell death was initiated by telomere erosion and completed through mitotic catastrophe events. These experiments propose that Ruta in combination with Ca₃(PO₄)₂ could be used for effective treatment of brain cancers, particularly glioma.



Figure 3

World Congress on Complementary and Alternative Medicine

December 02-03, 2019 | Dubai, UAE

- Thus, presently it appears from all these findings that this new method of treatment with Homeopathic medicines may be regarded as the Future drug for cancer research and treatment for the benefit of mankind.

Ruta- How it works

Rutin, the active ingredient of Ruta, is known for its antioxidant and anti-inflammatory activities and also for reducing oxidative damage in a rodent model.

Anti-inflammatory action of Ruta

A comparable concentration of this flavonoid in the highest concentration (500 µg/ml) of plant extract was used for this study; a 20% inhibition ($p = 0.058$) was observed. Inhibition in inducible nitric oxide synthase (*inos*) gene expression in the cells treated with the plant extract suggests an inhibition at the transcription level. Interestingly, a concomitant decrease in transcription of cyclooxygenase-2 (*COX-2*) gene has also been observed in cells treated with the plant extract and this inhibition is significantly higher than that observed with the highest concentration of rutin (80 µM) used in the study. In addition, Ruta is also known to protect from DNA strand breaks and to prevent mutagenesis.

Cal phos- How it works

Calcium phosphate activates phospholipase, which cleaves phosphatidylinositol biphosphate, a membrane bound molecule that activates protein kinase C. Thus, one may consider these aspects for a possible explanation of such effects.

Protein kinase C

Protein kinase C has a crucial role in signal transduction for a variety of biologically active substances which activate cellular functions and proliferation. The enzyme serves as a receptor for the tumor promoters.

Biography

Nandakumar runs a busy practice at Kerala and sees over 150 patients a day in his clinic. He is an exceptionally successful homoeopathic physician, an eminent faculty member and an efficient organizer. He is Mentor and Guide to Post-Graduate Scholars in Homoeopathy at Hahnemann's College of Homoeopathy, London.

drnandumrita@yahoo.co.in

World Congress on Complementary and Alternative Medicine

December 02-03, 2019 | Dubai, UAE

Rise of diabetes and role of homeopathy

Shalini Israni

Manakriti Homeopathic Clinic, India

Homeopathy is a natural form of medicine used by over 200 million people worldwide to treat both acute and chronic conditions. Homeopathy forms a holistic approach to health it aids the body's abilities to heal itself by improving the immune system of the body, It is scientific, natural and individualistic approach in the treatments and prescribing.

Rise of diabetes and role of homeopathy

Latest reports of World Health Organization (WHO) predicts that, diabetes population will increase by 122% in 2025; in developing countries, the number of patients has increased from 84 million to 228 million people which shows a 170% increase. India currently represents 49 percent of the world's diabetes burden, with an estimated 72 million cases in 2017, a figure expected to almost double to 134 million by 2025. This presents a serious public health challenge to a country facing a future of high population growth and a government attempting to provide free health insurance.

Diabetes -risk factors & homeopathy

Genetics, Lifestyle, Lack of exercise Unhealthy meal choices; Overweight/Obesity: It is more likely that you'll become insulin resistant and can also lead to many other health issues.

Homeopathy Treats the Diabetes cases according to particular causation, lifestyle of patient, if genetic inheritance. Individual case history is taken and symptomatically its tailor made treatment, which is called as Constitutional Similimum.

Every patient with diabetes receives different Homeopathic Constitutional medicines which is able to control sugar levels in much better way after course of treatment.

In house clinical study has shown patient who come directly to Homeopathy gives faster results in stabilising blood sugar levels.

Case-Patient aged 61 years came with Diabetes Type 2 diagnosed since 6 months, with lots of stress, Casuticum 200 (homeopathic medicines given) after 2 months his sugar levels were normal and patient was followed for 11mths and still his levels were normal and got cured of Diabetes.

Biography

Shalini Israni has her expertise in evaluation and passion in improving the health and wellbeing of patients Practising Classical Homeopathy since 20 yrs. She is regular column writer in Ahmedabad times (Times of India) newspaper and has been Awarded as Best homeopathic clinic by Times health Icons in 2018. She has expertise in classical analysis of case which gives faster results. As Doctor firmly Believes With Homeopathy, correcting Diet patterns lifestyle and combating stress can cure many Diseases.

drshalini@manakritclinic.com

World Congress on Complementary and Alternative Medicine

December 02-03, 2019 | Dubai, UAE

Clinical assessment of whole person healing/holistic healing on a breast cancer patient with recurrence: Case study

Vasantha Kumar K R

AATHMA Wellness Centre, India

Introduction: Whole person healing is an emerging branch in the healthcare setting which is Multidimensional including Physical, structural, nutritional, mental & emotional well-being with environmental and spiritual aspects

Objectives: A clinical trial for the assessment of improvement in Carcinoma breast patient with Whole person healing / holistic approach

Background: A 75 year female patient with a history of recurrent lump in right breast since 9 months associated with pain. Ultrasound of right breast showed a tumour measuring 25x19x19 mm with right axillary lymph node enlargement (11.1 mm), suggestive of right carcinoma breast with BIRADS 4. Patient was previously treated for the same with mastectomy & chemo radiation 2 years back

Methodology: Patient treated with holistic approach by taking care of her life style, nutrition, emotion, mental & spiritual aspects for 6 months. And she was not on any other medication - chemotherapy

Result: In due course of holistic healing approach, patient experienced complete pain relief with ultrasound showing no tumour in right breast & no suspicious axillary lymph node activity

Conclusion: Holistic healing is one the ideal approaches in treating carcinoma. This method of healing can also be considered for treating carcinomas along with other approaches in future.

Biography

Vasantha Kumar K R MBBS, DA, MD, DNYS, Fellow in Diabetology has more than 27 years of experience in Anaesthesiology & Pain management. His interest towards Holistic / Whole person Healing made him to start his own Wellness Centre at Mysore, India Practising Holistic, Integrated Therapy since 7 years. His approach towards the degenerative, chronic Immune disorders helped thousands of patients, who were suffering from Cancer, Arthritis, Diabetes, PCOD, Dementia, MS, Parkinson & Alzhiemers diseases.

drvasanthakr@gmail.com

World Congress on Complementary and Alternative Medicine

December 02-03, 2019 | Dubai, UAE

An integrative approach in Myofascial Pain Syndrome (MPS) management

Sinsen Joseph

Lakeshore Medical Centre, UAE

Myofascial Pain Syndrome (MPS) is the most common clinical conditions present in adult age group around the world. Since Muscle is considered as an orphan organ & there is no myofascial Specialist, the myofascial complaints are generally ignored. Myofascial Pain or Myofascial Pain Syndrome (MPS) is characterized by the presence of myofascial trigger points in skeletal muscle & its various manifestations in the body. Presence of myofascial trigger points can produce local pain, referred pain, extra muscular manifestations and even remote systemic complaints. MTrP leads to Sensory, Motor & Autonomic symptoms. Local Pain, Referred Pain, Neurologic & Vascular, Physical Dysfunction & Autonomic Disturbances are seen.

Treatments in relieving MTrP are

1. Oral Homeopathic Medication
2. Manual therapy
3. Ayurvedic Massage & Oral medication
4. Dry needling. An integrative approach is found highly useful in curing and preventing the recurrence of MTrP.

Biography

Sinsen Joseph is the first invited Homeopathic Specialist to present at Cleveland Clinic, USA on TCAM/AYUSH model of fertility care. He is a PhD scholar (doing research on "Efficacy of Homeopathy in ART/IVF failed cases") in Homeopathy with 20 years of International Clinical experience. He has practiced in Canada, Oman, Dubai & India. He is currently the Medical Director of Lakeshore Medical Centre, which is a multi speciality clinic with International standard & located in the heart of Dubai.

drsinsen@gmail.com

World Congress on Complementary and Alternative Medicine

December 02-03, 2019 | Dubai, UAE

Long term study on the clinical effectiveness of wet cupping in patients suffering from sciatic pain

Muhammad Amin Baig

Ajmal Unani Medical College, Pakistan

Background: Ancient old Technique of Wet Cupping commonly known as HIJAMA has proven its effectiveness in number of medical ailments including Sciatic Nerve Pain. Long Term study to evaluate the effectiveness of Wet Cupping after 2 years and 5 years for patients suffering from sciatic nerve pain.

Method: 250 patients were randomly selected having no previous physical injury, between age 18-80years. Wet cupping sessions were done on every alternate day, 3 sessions were done in which removal of subcutaneous blood with the help of Glass suction cups was done after making superficial incisions. One cup was generally applied Between shoulders at T1 and C7 vertebrae area, and Two Cups were applied on L3-L4 or L4-L5 and L5-S1 vertebrae. After these sessions the Decrease in Sciatic Pain and improvement in Quality of life of Patient was assessed by Visual analogue Score, Numeric Pain rating scale, and WHOQOL scale at before treatment, After Treatment, 1year after treatment, 2 years after Treatment, and 5 years after treatment. (Data were analyzed by paired t test and ANOVA.)

Result: Out of 250 patients about 225 (90%)of Patients have shown marked decrease in sciatic nerve pain. After 1year of treatment 175 (70%) of Patients were satisfied and doesn't need any further treatment of sciatic pain, after 2 year of treatment more than 125 (50%) patients showed marked decrease in pain as compared to before treatment. 5 years after treatment 92(37%) of patients were enjoying good quality of life as shown by their WHOQOL scale.

Conclusion: Long term benefits of Wet Cupping in patients suffering from Sciatic nerve pain was observed, it is concluded that overall quality of life of patient is improved and pain score is significantly decreased after 2 years and 5 years of HIJAMA Treatment.

Biography

Muhammad Amin Baig (Gold Medalist - Certified Best Teacher from National Council for Tibb MoH Government of Pakistan) Ph.D in Holistic Medicine (USA), FRCP(MA), MD(AM)Sri Lanka, PGD(TCM), BUMS/FTJ, DHMS(Pak). Scientific Awareness, Descriptive, Research & Invention (SADRI) Foundation Professor & Head Department of Regimental Therapies at Government Recognized Institute of Unani Medicine (Ajmal Tibbia College Rawalpindi) Pakistan Regional Director Pakistan Executive Board Consultant KIU South Korea , Executive Director (Pakistan) at International Holistic Medical society(IHMS), Chief Executive (Pakistan): American Nutritional Medical Association (ANMA) Inc.USA. Director General for Pakistan International Council for Electro homeopathy.

draminbaig1976@gmail.com

World Congress on Complementary and Alternative Medicine

December 02-03, 2019 | Dubai, UAE

Kerala model homeopathic fertility care

Sinsen Joseph

Lakeshore Medical Centre, UAE

Inability to conceive (sub fertility) is becoming an alarming issue worldwide. The incidence & prevalence of sub-fertility is around 15% (say one in 6 couples). Even though there are advanced therapy like ART/ICSI/TESE etc; the success rate remains low and there are lifelong complications too. Homeopathy offers an effective, economical and patient friendly fertility treatment program. Dr. Sinsen Joseph introduced it in first time in Government sector in the year 2005 as a special OP in Government Homeo Dispensary in Valayam. Now the project is grown in such a way that all the 14 districts of kerala is having special government homeopathic treatment facilities. In Kerala, plenty of private homeopaths also provide fertility treatment care. More than 10000+ healthy babies are born out of homeopathy treatment in the last 5-7 years. Dr. Sinsen has been invited to Cleveland Clinic USA, recently to present about it. Even they suggested Kerala Model Fertility Care to be presented to other research centers and health care regulating agencies. In this presentation Dr. Sinsen is narrating the role played by Homeopathy in making life naturally.

Biography

Sinsen Joseph is the first invited Homeopathic Specialist to present at Cleveland Clinic, USA on TCAM/AYUSH model of fertility care. He is a PhD scholar (doing research on "Efficacy of Homeopathy in ART/IVF failed cases") in Homeopathy with 20 years of International Clinical experience. He has practiced in Canada, Oman, Dubai & India. He is currently the Medical Director of Lakeshore Medical Centre, which is a multi speciality clinic with International standard & located in the heart of Dubai.

drsinsen@gmail.com

World Congress on Complementary and Alternative Medicine

December 02-03, 2019 | Dubai, UAE

Faratherapy as an unprecedented complementary and alternative medicine

Ali Firouzmand

Urmia University, Iran

Faradarmani (Fara-therapy), a recently introduced Iranian complementary and alternative medicine (founded by Mohammad Ali Taheri) is based on the theory of 'Consciousness Bond' or 'Constituents having Consciousness in Common'. According to this theory, when a link is established between the "Interuniversal Consciousness" or "Cosmic Internet" (as the whole consciousness) and human (as the constituent consciousness), the consciousness bond will be formed; subsequently, the whole consciousness via the consciousness distribution management center of the human's mind- is capable of correcting, repairing and curing the consciousness of constituents including the mind, psyche, and body, thus healing and recovery take place. Establishing such connection (a meaningful resemblance to a connection between human and cosmic internet in order to update the human softwares through the Creators website) brings about results that man is not capable of attaining singlehandedly and through his own abilities. As a qualitative method of treatment, Faradarmani recognizes the essence of man and takes action to improve the condition of the patient without any kind of intervention in the quantitative process of treatment (classic conventional medicine) or any hardware manipulation. This treatment method can be effective for treating all kinds of illnesses including congenital or genetic, dysfunctional organs, infectious diseases, mechanical dysfunctions, old age and exhaustion, mental, psychological, psycho-somatic and mento-somatic disorders [involves mind (mental) and body (soma)] and chronic or acute illnesses, since it is the "Divine Intelligence" who indeed carries out Faradarmani. Thus the Fara-therapist cannot consider any kind of disease as incurable or attribute anything (power of healing) to himself. As a matter of fact, Faradarmani embraces all human beings, everybody regardless of their race, nationality, religion and personal beliefs can accept its theoretical part and experience and make use of its practical aspect.

Biography

Ali Firouzmand Shahgoli has completed his M.A, in TEFL at age of 25 years from Urmia University, Iran. He has been learning and teaching English since 2010. Currently, he is an accountant and English Translator in Sahand Industrial Group. He has published paper in Elsevier journals, Social and Behavioral Sciences, and attended several national and international conferences and workshops.

interuniversalali@gmail.com



Workshop



World Congress on Complementary and Alternative Medicine

December 02-03, 2019 | Dubai, UAE

Angles touch: The most anti stress massage ever

Mara Doljak

Aromara, Croatia

Angels touch is characterized by softness, gentility, healing and, most importantly, it can be used in every delicate circumstance a client or patient finds himself in. It works great with those who are usually deprived of massage or touch, except for often harsh professional touch of a physician's hand or diagnostic instruments.

Angels touch is highly suggested in the event of different injuries, all types of carcinoma, terminal diseases, convalescence, pregnancy, as well as with small babies, newborns or elderly people, all the way to final moments of a person's life. In this way, people who are usually excluded from the system by formal masseur are provided with a significant tension release as well as a quality recovering or departure.

Learning *Angels touch* does not require knowledge like anatomy and physiology. It is based on a natural touch, like the mother's touch. Every mother knows how to soothe her baby, even without school or learning. It is an innate knowledge. The gentle touch in the technique *Angels touch* has as a result an increased emission of endorphin, serotonin, oxytocin and dopamine. The result is calming and soothing for the client, deep relaxation, pain reduction and emotions of peace and calm. The technique is performed with natural aroma oils in a relaxing environment.

After 10 years of teaching this technique to thousands of students on the Croatian Aroma Academy, now I teach it to therapists in luxury wellness centers in Croatia and Slovenia, as a part of tailor-made education.

Biography

Mara Doljak studied at the Faculty of Pharmacy and Biochemistry, University of Zagreb. The Faculty of Pharmacy was a combination of serious knowledge and skills within an intricate system of moral values. At that time, the need to offer proper medicine to patients was far stronger than marketing schemes we see today. Between the lines we thus received another dimension of upbringing, relationship towards values, the absence of elitism. I graduated in 1980. During the graduation ceremony I was supposed to read Hippocratic Oath in public, in front of hundred students, in Latin and Croatian. Later, it was the Hippocratic Oath, the moral backbone of healthcare professionals, that became my own basis in further professional life.

mara.doljak@aromara.com

Special Session



World Congress on Complementary and Alternative Medicine

December 02-03, 2019 | Dubai, UAE

Homeopathy: As an integrable healthcare model

Sreevals Menon

Global Homeopathy Foundation, India

Introduction: CAM in healthcare and its relevance in present day challenges.

Defining the space of Homeopathy in Healthcare.

Need of Integrative models for present day healthcare.

Discussion: Homeopathy as a personalized medicine with mind-body engagement which penetrates into genetics and modulates by epigenetic changes.

Renewed understanding on failing conventional medicines in NCD's, drug-resistance and advanced organ specializations, correction and replacement techniques in the light of its evolution from the past - Cartesian philosophy and psycho-physical parallelism.

Is pharma and conventional medical doctors to be labelled the real culprits or what was indoctrinated into them pushing them across centuries drifting from mind-body relationship and towards organ specialization and the menace that resulted.

Mentions & slides on research publications on examples of integrative healthcare models in research in homeopathy.

Engaging with new paradigms on integrating successful areas in healthcare converging priorities into each other.

Positioning worlds second most popular healthcare in the space of personalized medicine well integrating with successful models in conventional healthcare and their capabilities in managing acute states, emergencies, trauma and in critical care.

Developing protocols for integrative healthcare with homeopathy at the focus it deserves.

Creating global sensitization across CAM on personalized healthcare front and as integrable models in healthcare.

Conclusion: Positioning Homeopathy and its understanding based on the groundbreaking researches in the past decade related to genetics, pharmaco-chemistry, pathogenic trials, cell-line studies, nano-science, molecular-biology, high-dilution research and many more.

The future angles of research in Homeopathy.

Biography

Sreevals Menon is a Doctor, Postgraduate of Homeopathy, Researcher, Public Speaker and also at international homeopathic events in Southeast, Africa, Europe & Mid-east. He is currently Executive Member of FIHA (Federation of Indian Homeopathic Associations) and Promoter of Homeopathy.

sreevalsm@gmail.com